

BACK to SCHOOL

Board Games Freebie

3 GETTING TO KNOW YOU BOARD GAMES



My Favorites
Getting to Know You
Tell Me About



GAMES 4 LEARNING

These games were previously posted on my TpT store.

These Getting to Know You Games were previously a freebie on my Teachers Pay Teachers store at www.teacherspayteachers.com/Store/Games-4-Learning

You will find more of Getting to Know You board games, Icebreakers and game ideas with printables at -

www.teacherspayteachers.com/Product/Back-to-School-Getting-to-Know-You-Games-1310541




Copyright © 2023 Teresa Evans
Games 4 Learning

www.teacherspayteachers.com/Store/Games-4-Learning

All rights reserved by author.

Permission to copy for single classroom use only.
Electronic distribution limited to single classroom use only.
Not for public display.

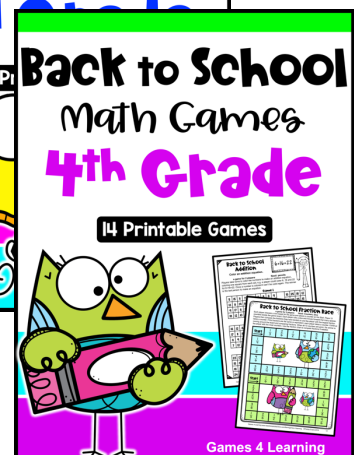
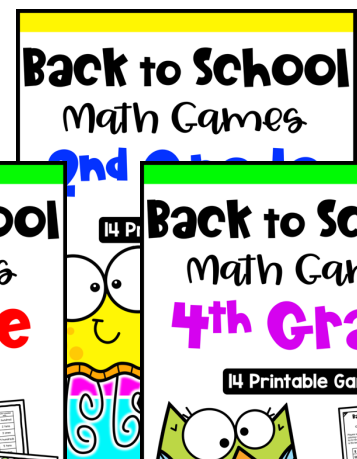
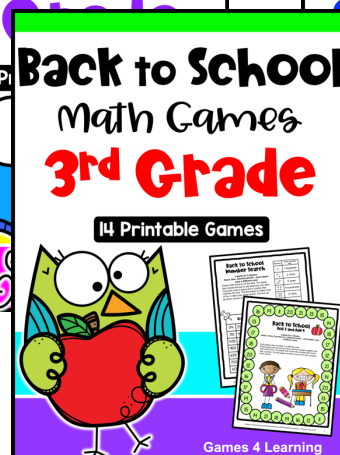
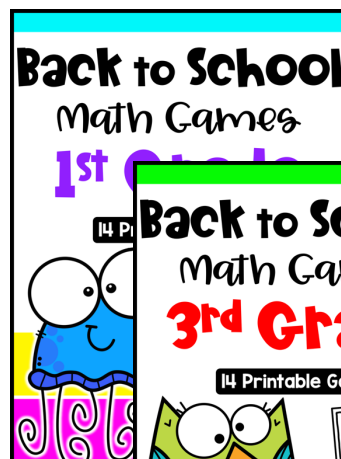
Graphics and Fonts by



© KPM Doodles www.kpmdoodles.com

Click Here

**for More Back to School
Activities or Click on an Image**





Back to School Board Games

This set contains 3 color board games that are ideal for students to get to know each other at the start of the school year.

These games are perfect for the first days of school. The games assist students in getting to know each other and while they play they are also using communication skills of speaking and listening. As the students play they will also be practising cooperation skills and turn-taking. This provides a valuable opportunity for the teacher to observe students interacting with each other and to observe the students' communication skills.

Preparing the Games

The board games can be printed on cardstock and laminated if desired. The games can also be printed on cardstock or paper and put in a sleeve protector.

Players will require dice and counters to play.



Using the Games

Getting to Know You – These games are ideal for a center activity. Have the children read the instructions themselves if possible as this is a great reading comprehension activity.

Display on Smart Board – The games can be projected onto your smart board and the class can be broken into 2 – 4 teams to play.

Fast Finishers – The games are a perfect activity for those children who finish their work early.

Students as Teachers - A worthwhile activity is to have children learn how to play a game and then teach it to others. Teaching others how to play is a great communication activity.

PLEASE NOTE: The version with correct spelling for the UK, Canada, Australia and NZ, commences on page 8.

My Favorites

a game for 2-4 players

Need: dice, counter

Place one counter on the start. Players take turns to roll the dice, move the counter that many spaces and tell their favorite for the space they are on. When the counter gets to the middle turn around and head back to the start. The game ends when the counter reaches the start again.



START

Favorite color

Favorite ice-cream flavor

Favorite day of the week

Favorite place to vacation

Favorite book

Favorite relative

Favorite insect

Favorite fruit

Favorite place to play

Favorite vegetable

Favorite movie

Favorite season

Favorite place to swim

Favorite sports team

Turn around and head back to the start.

Favorite sport to play

Favorite number

Favorite farm animal

Favorite sea animal

Favorite hobby

Favorite chocolate bar

Favorite jungle animal

Favorite candy

Favorite snack

Favorite drink

Favorite game to play

Favorite color to wear



START





Getting to Know You!


a game for 2-4 players

Need: dice, counters

Each player puts a counter on the start. Take turns to roll the dice and move. Look at the picture you land on and use the key to tell about you. As you move around the board, if you land on the same picture you can't repeat something you have already said. The game ends when everyone has reached the finish.



KEY		Land on this and tell us ...	
	Somewhere you would like to go		Something you can make
	Somewhere you would like to live		Something you can teach us
	Somewhere you would like to vacation		Something you can cook
	A pet you have or would like to have		Someone that you find interesting



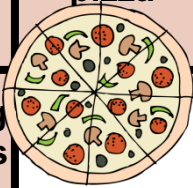
Start	Something I would like to learn	Favorite movie	Something I do to stay healthy	Favorite sport	Favorite book	Favorite day of the week
--------------	---------------------------------	----------------	--------------------------------	----------------	---------------	--------------------------



Tell Me About My Favorites and Things About Me

Something I would like to learn

Favorite food	Favorite pizza	Favorite season	Something I am good at	Something I know about elephants	Favorite type of pie	Something that makes me happy
---------------	----------------	-----------------	------------------------	----------------------------------	----------------------	-------------------------------



Something that makes me nervous

a game for 2-4 players
Need: Dice, Counters



Favorite color	Someone I admire	Favorite movie	Something I am proud of	Favorite relative	Something that makes me sad	Favorite fruit
----------------	------------------	----------------	-------------------------	-------------------	-----------------------------	----------------



Each player puts a counter on the start.
Take turns to roll the dice and move.




Favorite ice-cream flavor

Something I know about Africa	Favorite vegetable	Something I like about school	Favorite number	Someone I like to spend time with	Favorite animal	Favorite holiday
-------------------------------	--------------------	-------------------------------	-----------------	-----------------------------------	-----------------	------------------



Favorite vacation



Read what is on the space you land on and tell the others about this. Play continues until each player reaches the finish.

Favorite hobby	Favorite television show	Something that makes me angry	Favorite thing to do in summer	Favorite snack	Something I know about penguins	Finish
----------------	--------------------------	-------------------------------	--------------------------------	----------------	---------------------------------	---------------

More Fun Back to School Activities!

LOOKING FOR MORE BACK TO SCHOOL GAMES?

[Click Here](#)

for More **Board Games**,
Icebreakers and **Game Ideas** and
Printables for Classmate Bingo,
Never Have I Ever, **This or That**,
Question Jar and **Ask, Listen, Swap**

BACK to SCHOOL Games

Getting to Know You Games

Board Games
Game Ideas

Games 4 Learning

Tic Tac Toe - Feelings I
a game for 2 players
Need: counters in 2 different colors, each player uses a different color
Take turns to complete a sentence on the board and cover the space with a counter in your color. The first player to make 3 diagonally, horizontally or vertically, is the winner. Play on each Tic Tac Toe board.

I feel happy when ...	I feel angry when ...
I feel scared when ...	I feel proud when ...
I feel annoyed when ...	I feel confident when ...
I feel worried when ...	I feel calm when ...
I feel pleased when ...	I feel nervous when ...
I feel ...	I feel ...

Let Me Tell You
a game for 2-4 players
Need: Counters, Dice
Each player puts a counter on the Start space. Take turns to roll the dice and move. Read the sentence starter on the space and complete the sentence. The game ends when a player makes it back to the start.

Would You Rather
a game for 2-4 players
Need: dice, counters
Each player puts a counter on Start. Take turns to roll the dice and move. Read the Would You Rather question. Give your answer and tell why that is your choice.

All About Me
a game for 2-4 players
Need: dice, counters
Each player places a counter on the start. Players take turns to roll the dice, move the counter that many spaces and answer the question or follow the instruction. The game ends when a player makes it back to the start.

Interview & Introduce
Equipment: Pencil and Paper
In this activity, students will interview a partner then introduce them to the class. Before beginning, have students list 10 questions that one student will ask their partner. Divide the class into pairs and have one student in each pair interview the other. They can read the questions but do not record the answers. After they interview their partner, they then introduce them to the class saying, 'I would like to meet ...' and they then tell the class some of the things they have learnt in the interview. This activity can be done over two days with the partners swapping on the second day and the interviewer becoming the interviewee.

Classmate Bingo
Find someone who

has visited another country.	has more than 3 pets.	can play a musical instrument.	likes to eat spicy food.
went to an amusement park last Summer.	likes to go swimming.	has 3 or more brothers.	likes to go fishing.
plays a sport on weekends.	can speak a different language.	is the oldest child in the family.	has a birthday in December.
was born in August.	likes to eat ice cream.	rides the bus to school.	was born in a different country.
has 1 sister.	has brown eyes.	vacationed in a different state during summer.	has a pet cat.
			is the youngest in their family.

This or That
Work with a partner. Each person uses a different color pencil. Put a ✓ beside your preference.

have a pet cat	or	have a pet dog
every day is Christmas	or	every day is your birthday
tacos	or	pizza
play video games	or	play board games
have rainbow hair	or	have zebra striped hair
go to a movie theatre	or	watch a movie at home
cook a meal	or	do the dishes
holiday in the mountains	or	holiday by the beach
read a book	or	draw a picture
go surfing	or	go snowboarding
no homework	or	no tests
winter all year	or	summer all year
art class	or	music class
chocolate	or	ice cream
go in the airplane	or	go in a racecar
go to the future	or	go to the past
be able to fly	or	be invincible
have a pet spider	or	have a pet snake
build a sandcastle	or	build a snowman
play sport	or	watch sport
fly a kite	or	go in a hot air balloon
start school later	or	finish school earlier
skateboard	or	scooter
climb a mountain	or	go to the bottom
be a dolphin	or	be a tiger

Never Have I Ever
Work with a partner. Each person uses a different color pencil. Put a ✓ beside the statement if you have done it.

called the teacher mom/mum.	drank from a milk bottle.
cut my own hair.	made a pizza.
pretended to be sick.	had a bird poop on me.
ridden a horse.	been on a cruise ship.
fallen out of bed.	had gum stuck in my hair.
been on a roller coaster.	done a cartwheel.
had a broken arm or leg.	eaten something dropped on the floor.
played in a treehouse.	rode in a boat.
stayed the night in hospital.	been skiing.
been in the rain.	gotten stitches for a wound.
danced to a wedding.	hidden food under the bed.
eaten brussels sprouts.	laughed so much it hurt.
been surfing.	taken in an airplane.
gone to bed without brushing my teeth.	talked to my toys.
missed the school bus.	eaten a bug.
fallen asleep in class.	gone to bed without dinner.
eaten pet food.	eaten cereal for dinner.
held a newborn baby.	visited a different country.
tripped during a movie.	cheated while playing a board game.
danced in front of my shoe laces.	touched a worm.
lived in a different country.	fallen backwards off my chair.
	made faces behind someone's back.
	been scared in a dark room.

More Fun Back to School Activities!

[Click Here](#)

for More Fun Activities
or Click on an Image

Make a Back to School Quilt Display!



Back to School Maths About Me Activities!

BACK to SCHOOL

First Math Lessons of the Year

Math About Me

15 Math Activities

Games 4 Learning

Activity 9 Name Values
Students love to play around with their names and explore their names. In this activity, students use each letter of the alphabet to represent a value. Each student requires a calculator. Students can do the value of their first name. Students can then attempt to class with that value.

Activity 12 It's About Time
This activity has students consider what is happening at different times in a school day. Students also read and draw lines on clock faces.

Activity 3 My Life in Numbers Quilt
In this activity, students create a quilt square about numbers in their life. To complete the square, students calculate calculations related to their age and year of birth. The squares can be used to make a large collaborative class quilt display. Students save, draw themselves, then color the squares. Suggest a color palette or students can select their own color range. The squares symmetrically to create a pattern. Students cut out the large square. Display the quilt squares together in a large quilt.

Activity 1 What's My Number?
In this activity, students will get to know each other as they recognize, record and share numbers that are significant in their lives. To begin, have students fill in the worksheet answering each question. Once students have answered each or as much as they can, they will tell one of their numbers and ask the class what it represents. A student might say, 'My number is 14. What's my number?' The other students have to guess what the number relates to.

Activity 8 What's My Number?
You are going to play a game with your class or with a group. Answer the questions in the boxes with a number.

My Life in Numbers Quilt
Write your name and details on the two writing squares. Draw yourself in the center of the other two squares. Color the squares with the number graphics. Make sure you color them symmetrically. Cut out the large square and display it with your classmates' squares to make a large quilt.

More Fun Back to School Activities!

[Click Here](#)

for More Fun Activities
or Click on an Image

Back to School Maths Activities

Games 4 Learning



BACK to SCHOOL
Math Activities
1st Grade



Printable & Digital

Games 4 Learning



BACK to SCHOOL
Math Activities
2nd Grade



Printable & Digital

Games 4 Learning



BACK to SCHOOL
Math Activities
3rd Grade



Printable & Digital

Games 4 Learning

BACK to SCHOOL
Math Activities
4th Grade





Printable & Digital

Back to School Maths Games

Back to School
Math Games
1st Grade

14 Printable Games



Games 4 Learning

Back to School
Math Games
2nd Grade



14 Printable Games



Games 4 Learning

Back to School
Math Games
3rd Grade



14 Printable Games



Games 4 Learning

Back to School
Math Games
4th Grade

14 Printable Games




Games 4 Learning

Back to School Dollar Deals

Find the Sum or Difference Dollar Deal

Back to School
Math Games

Printable
Digital




Addition & Subtraction

Find the Fact Dollar Deal

Back to School
Math Games

Printable
Digital



Multiplication Facts

Back to School
WORD CHALLENGES

Printable
Digital



6 Word Building Activities

50 FREE MATH GAMES

Join our FREE



[Click Here](#)

Receive 50 Free Math Games
and regular FREEBIES!



BACK to SCHOOL

Board Games Freebie

3 GETTING TO KNOW YOU BOARD GAMES



The version with the correct spelling for the UK, Canada, Australia and NZ commences here.



GAMES 4 LEARNING

My Favourites

a game for 2-4 players

Need: dice, counter

Place one counter on the start. Players take turns to roll the dice, move the counter that many spaces and tell their Favourite for the space they are on. When the counter gets to the middle turn around and head back to the start. The game ends when the counter reaches the start again.



START

Favourite
Colour

Favourite
ice-cream
flavour

Favourite
day of the
week

Favourite
place to
vacation

Favourite
book

Favourite
relative

Favourite
insect

Favourite
fruit

Favourite
place to
play

Favourite
vegetable

Favourite
movie

Favourite
season

Favourite
place to
swim

Favourite
sports
team

Turn
around
and head
back to the
start.

Favourite
sport to
play

Favourite
number

Favourite
farm
animal

Favourite
sea animal

Favourite
hobby

Favourite
chocolate
bar

Favourite
jungle
animal

Favourite
candy

Favourite
snack

Favourite
drink

Favourite
game to
play

Favourite
Colour to
wear



START





Getting to Know You!

a game for 2-4 players

Need: dice, counters

Each player puts a counter on the start. Take turns to roll the dice and move. Look at the picture you land on and use the key to tell about you. As you move around the board, if you land on the same picture you can't repeat something you have already said. The game ends when everyone has reached the finish.



KEY		Land on this and tell us ...	
	Somewhere you would like to go		Something you can make
	Somewhere you would like to live		Something you can teach us
	Somewhere you would like to vacation		Something you can cook
	A pet you have or would like to have		Someone that you find interesting

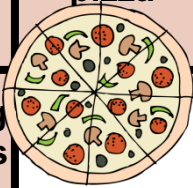
Start	Something I would like to learn	Favourite movie	Something I do to stay healthy	Favourite sport	Favourite book	Favourite day of the week
--------------	---------------------------------	-----------------	--------------------------------	-----------------	----------------	---------------------------



Tell Me About My Favourites and Things About Me

Something I would like to learn

Favourite food	Favourite pizza	Favourite season	Something I am good at	Something I know about elephants	Favourite type of pie	Something that makes me happy
----------------	-----------------	------------------	------------------------	----------------------------------	-----------------------	-------------------------------



Something that makes me nervous

a game for 2-4 players
Need: Dice, Counters



Favourite Colour	Someone I admire	Favourite movie	Something I am proud of	Favourite relative	Something that makes me sad	Favourite fruit
------------------	------------------	-----------------	-------------------------	--------------------	-----------------------------	-----------------




Each player puts a counter on the start.
Take turns to roll the dice and move.



Favourite ice-cream flavor

Something I know about Africa	Favourite vegetable	Something I like about school	Favourite number	Someone I like to spend time with	Favourite animal	Favourite holiday
-------------------------------	---------------------	-------------------------------	------------------	-----------------------------------	------------------	-------------------



Read what is on the space you land on and tell the others about this. Play continues until each player reaches the finish.



Favourite vacation

Favourite hobby	Favourite television show	Something that makes me angry	Favourite thing to do in summer	Favourite snack	Something I know about penguins	Finish
-----------------	---------------------------	-------------------------------	---------------------------------	-----------------	---------------------------------	---------------